

The drawings, information and data recorded in this document ("the information") is the property of Paul Basham Associates. This document and the information are solely for the use of the authorized recipient and this document may not be used, copied or reproduced in whole or part for any purposes other than which it was supplied by Paul Basham Associates. Paul Basham Associates makes no representation, undertakes no duty and accepts no responsibilities to any third party who may use or rely upon this document or the information.

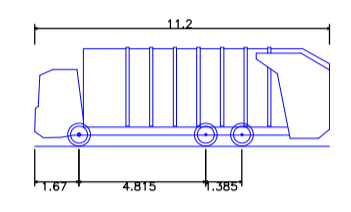
GENERAL NOTES

1. THIS DRAWING IS INTENDED TO BE VIEWED IN COMBINATION WITH ALL RELEVANT ARCHITECTS, ENGINEERS, SERVICES AND SPECIALIST DRAWINGS AND SPECIFICATION.
2. ANY VARIATIONS OR DISCREPANCIES BETWEEN THESE DRAWINGS IN TERMS OF DIMENSIONS OR DETAILS SHOULD BE DRAWN TO THE ATTENTION OF THE ARCHITECT AND/OR THE ENGINEER FOR CLARIFICATION.
3. PAUL BASHAM ASSOCIATES ACCEPTS NO RESPONSIBILITY FOR THE ACCURACY OF BACKGROUND INFORMATION PRODUCED BY THIRD PARTIES - THIS MUST BE TREATED AS INDICATIVE ONLY.
4. ALL DIMENSIONS AND LEVELS ARE IN METRES. DO NOT SCALE THIS DRAWING, PRINT, PLOT OR DISK.
5. THIS DRAWING SHOULD ONLY BE USED FOR CONSTRUCTION IF THE PROJECT PHASE IN THE TITLE FRAME BELOW IS SHOWN AS "CONSTRUCTION". PAUL BASHAM ASSOCIATES TAKE NO RESPONSIBILITY FOR CONSTRUCTION WORKS UNDERTAKEN TO DRAWINGS WHICH ARE NOT MARKED UNDER THIS PHASE.

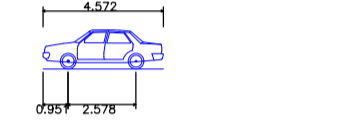
KEY



VEHICLE PROFILES



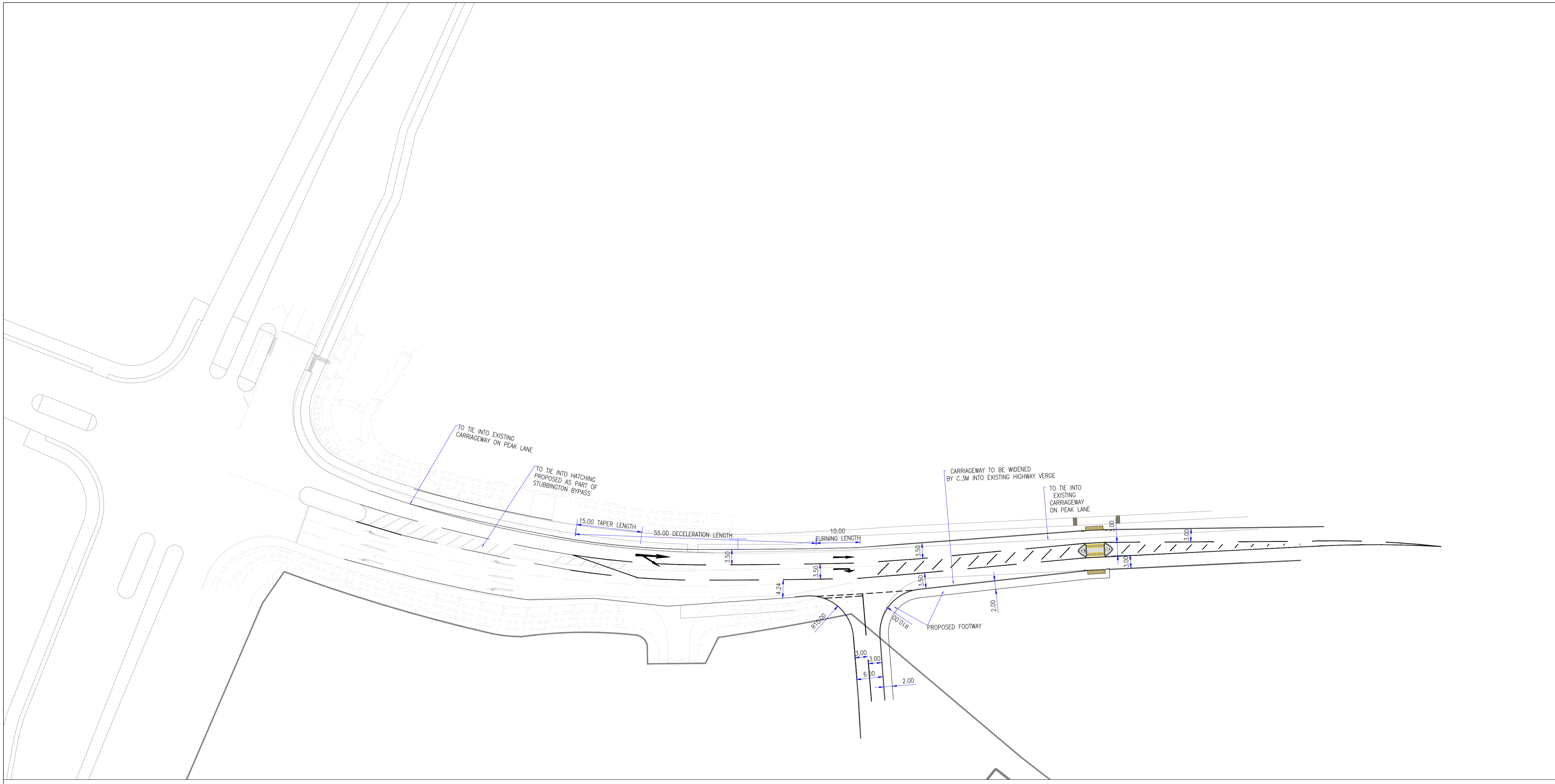
Phoenix 2 Duo (P2-15W with Elite 6x4 chassis)
 Overall Length 11.200m
 Overall Width 2.450m
 Overall Body Height 3.050m
 Min Body Ground Clearance 0.250m
 Track Width 1.870m
 Lock to lock time 4.000m
 Kerb to Kerb Turning Radius 9.000m



Skoda Octavia
 Overall Length 4.572m
 Overall Width 1.768m
 Overall Body Height 1.488m
 Min Body Ground Clearance 0.248m
 Max Track Width 1.715m
 Lock to lock time 4.008m
 Kerb to Kerb Turning Radius 5.100m



PRELIMINARY
 DRAWING/DESIGN IS STILL "IN DEVELOPMENT"
 YOU ARE ADVISED TO MAKE DUE ALLOWANCE



ACCESS DESIGN



REFUSE VEHICLE ACCESS REFUSE VEHICLE LEFT OUT REFUSE VEHICLE RIGHT OUT

| | | | | |
|-----|-----------------------------|----------|----|------|
| E | ADDRESS HCC COMMENTS | 26.10.20 | JL | MS |
| D | EXTENDED TAPER | 08.04.20 | CJ | JL |
| C | ADDRESSING HIGHWAY COMMENTS | 10.03.20 | CJ | MS |
| B | UPDATED DESIGN | 14.03.19 | SN | WF |
| A | HCC COMMENTS | 19.12.18 | SN | WF |
| Rev | Description | Date | By | Chkd |

paulbasham associates
 Paul Basham Associates Ltd
 Lancaster Court, 8 Barnes Walls Road, Fareham, PO15 5TU
 01489 668134
 info@paulbashamassociates.com www.paulbashamassociates.com

Client: **PERSIMMON**

Project Name: **OAKCROFT LANE STUBBINGTON**

Title: **ACCESS DESIGN**

Project Phase: **PRELIMINARY**

| | | | |
|--------------------|--------------|--------------|------------|
| Checked By | Checked Date | Drawn By | Drawn Date |
| MS | 26.10.18 | SN | 25.10.18 |
| Client Drawing No. | Scale | | |
| - | 1:500 | (AT A1 SIZE) | |
| PBA Drawing No. | Revision | | |
| 048.0013.001 | E | | |